

MEASURING PERSON NAME & #: \_\_\_\_\_

JOB NAME: \_\_\_\_\_

DEALER NAME: \_\_\_\_\_

DISTRIBUTOR: \_\_\_\_\_

DISTRIBUTOR CONTACT NAME: \_\_\_\_\_

DISTRIBUTOR CONTACT EMAIL: \_\_\_\_\_

NEW BUILD  REMAKE \_\_\_\_\_

PATTERN: \_\_\_\_\_ Mil: \_\_\_\_\_

No-Tile  Mix & Match Tile Pattern: \_\_\_\_\_ Mil: \_\_\_\_\_

Wall Pattern: \_\_\_\_\_ Mil: \_\_\_\_\_

Floor Pattern: \_\_\_\_\_ Mil: \_\_\_\_\_

MOUNTING:  Standard Bead  Reverse Bead  Esther Williams Bead

Overlap \_\_\_\_\_  
OVERLAP SIZE

WARRANTY:  Standard  Gold

SHIPPING:  Branch  Dealer  Pick Up

SERIAL NUMBER IF TARA LINER

\* PLEASE INDICATE SEAM PLACEMENT (X) ON DRAWING

Pool Corner  
Type and Size

SQUARE

RADIUS

GRECIAN

SAFETY LEDGE

\_\_\_\_\_ (in.)

COVE

Wall \_\_\_\_\_ (in.)

Depth \_\_\_\_\_ (in.)

Length \_\_\_\_\_ (in.)

Length - Floor

Length - Wall

INSIDE CORNER TYPE:  SQUARE  
 DIAGONAL  
 RADIUS

INSIDE CORNER SIZE: \_\_\_\_\_ FT. \_\_\_\_\_ IN.

STEP END

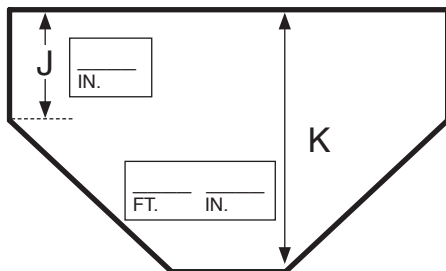
STEP CUT SIZE

\_\_\_\_\_ FT. \_\_\_\_\_ IN.


STRAIGHT

RADIUS

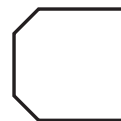
DEPTH MEASUREMENTS



HOPPER PAD CORNERS




SQUARE



GRECIAN



RADIUS



COMMENTS:

TRUE-L LEFT  
DOUBLE ROMAN END